



# STANLEY®

## COMPANY INTRODUCTION

In 1843, a young man named Frederick Stanley founded The Stanley Bolt Manufacturing – a small company manufacturing hinges, bolts and other door hardware– in a one-story building in New Britain, Connecticut. Just a few years later and a few miles away, his cousin Henry Stanley founded The Stanley Rule & Level Company, manufacturing plumbs, rules, planes, levels and squares. The two companies merged and together they grew, introducing the groundbreaking products that have helped build and protect the world ever since.

Today, The Stanley Works is an S&P 500 global corporation with more than 200 operating locations and more than 20,000 employees. The Stanley Works is a worldwide supplier of tools, hardware and security solutions for professional, industrial and consumer use. Stanley's brands and businesses touch virtually all aspects of life for a wide variety of customers. Nearly everyone in the world has used or experienced an Stanley® product in some way. We consistently deliver new, stronger and more innovative products and consistently follow new paths to strategically grow and strengthen our business.

Stanley Security Solutions offer Mechanical Access Solutions, Convergent Security Solutions and Healthcare Solutions, ready to bring world class products and turnkey solutions to your door. From mechanical locking systems to electronic access control...from automatic entrances to customized software packages...from time and attendance management to leading edge healthcare solutions, nobody delivers like Stanley Security Solutions. With just one call to a single source, we are on our way. By integrating the strengths of a dozen leading brands, hundreds of mobile service units and thousands of dedicated employees, we are ready to partner with you in every area of your security need. Armed with an array of innovative products and intelligent solutions, Stanley Security Solutions gives you total access and total security from a single source.

On our way to the top, we have remained committed to Frederick Stanley's founding ideas—unsurpassed service, innovation and integrity—building a company with unparalleled customer loyalty, iconic brand status and a track record of profitable growth.

# Discover How Simple Is To Automate Your Doorways

## STANLEY LITE AUTOMATIC DOOR SYSTEMS

*the safest, most cost effective solutions available today.*

Adapts to the requirements of barrier free design. Fast and easy installation, easy start up and setting process.



### The Advantage of Stanley Lite Operators

Barrier free access whether at office or outside. The design of the automatic sliding door operator is not compromised. The Stanley Lite sliders effortlessly blend into your building. The Stanley Lite system provided smooth, quite, safe and reliable operation for professional applications.

#### Specially Designed Control Unit

- Intelligent automatic control, our system will calculate the retardant distance automatically according to the door panel weight and the setting speed.
- LED display control box, adjustable parameters directly setting on the control box.
- Automatic motor fault detecting, the control box will automatically report error and stop working to ensure safety.

#### German Dunker Motor

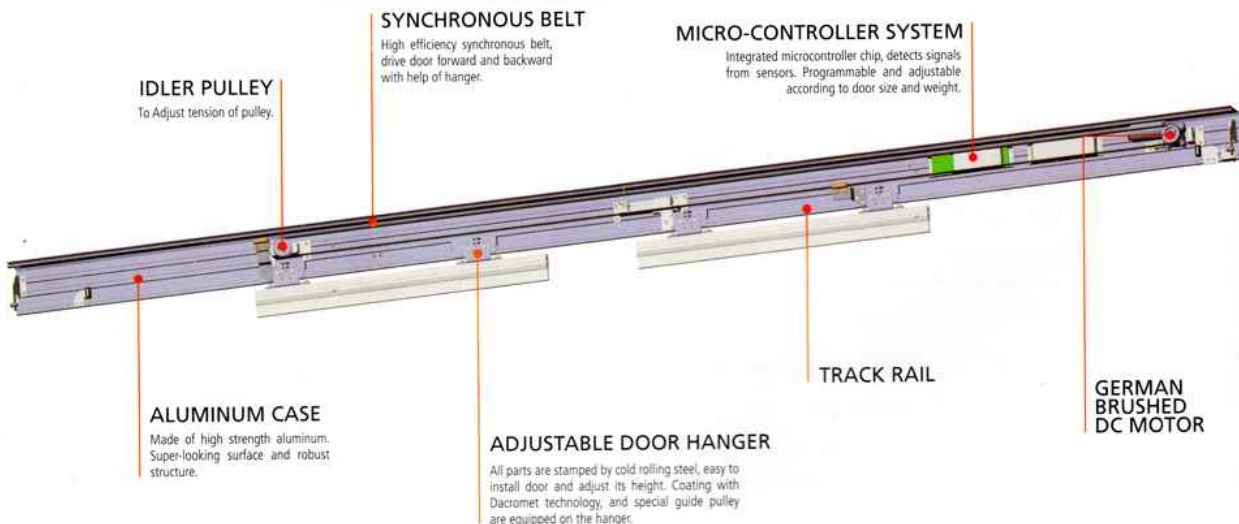
- Brush motor; Much better function in low speed running, preferably for automatic door control, and contributing stable operation.
- High Durability & High Efficiency
- High Dynamic Acceleration
- Maintenance Free Design

# STANLEY Lite Series

## 90/120 TECHNICAL SPECIFICATION

Parameters	SL90	SL120
<b>Single-panel Sliding Door</b>		
Clear Passage Width (LW)	700 – 2000 mm	700 – 2000 mm
Max. Door Panel Weight	1 x 120 kgs	1 x 150 kgs

Parameters	SL90	SL120
<b>Double-panel Sliding Door</b>		
Clear Passage Width (LW)	1200 – 2000 mm	1200 – 3000 mm
Max. Door Panel Weight	2 x 90 kgs	2 x 120 kgs
Passage Height	≤2500 mm	≤2500 mm
Maximum Opening and Closing Force	<100 N	<100 N
Opening Speed (Adjustable)	300 – 550mm/s	300 – 550mm/s
Closing Speed (Adjustable)	200 – 500 mm/s	200 – 500 mm/s
Hold-open Time	2 – 20 s	2 – 20 s
Supply Voltage/Frequency	220 V±10%, 50-60 Hz	220 V±10%, 50-60 Hz
Power Consumption	<150 W	<150 W
Motor Watts	50W	50W

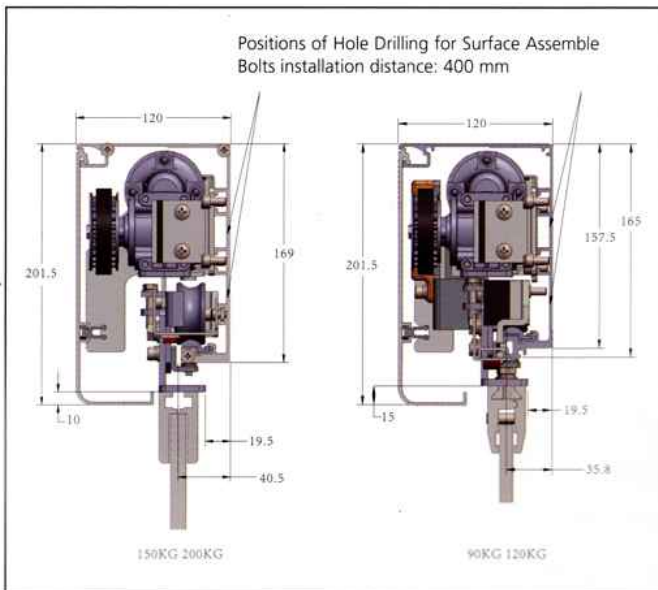


# STANLEY Lite Series

## 150/200 TECHNICAL SPECIFICATION

Parameters	SL150	SL200
<b>Single-panel Sliding Door</b>		
Clear Passage Width (LW)	700 – 2000 mm	700 – 2000 mm
Max. Door Panel Weight	1 x 180 kgs	1 x 250 kgs

Parameters	SL150	SL200
<b>Double-panel Sliding Door</b>		
Clear Passage Width (LW)	1200 – 3000 mm	1200 – 3000 mm
Max. Door Panel Weight	2 x 150 kgs	2 x 200 kgs
Passage Height	≤2500 mm	≤2500 mm
Maximum Opening and Closing Force	<100 N	<100 N
Opening Speed (Adjustable)	≤450mm/s	≤450mm/s
Closing Speed (Adjustable)	≤350 mm/s	≤350 mm/s
Hold-open Time	2 – 20 s	2 – 20 s
Supply Voltage/Frequency	220 V±10%, 50-60 Hz	220 V±10%, 50-60 Hz
Power Consumption	<150 W	<150 W
Motor Watts	100W	100W



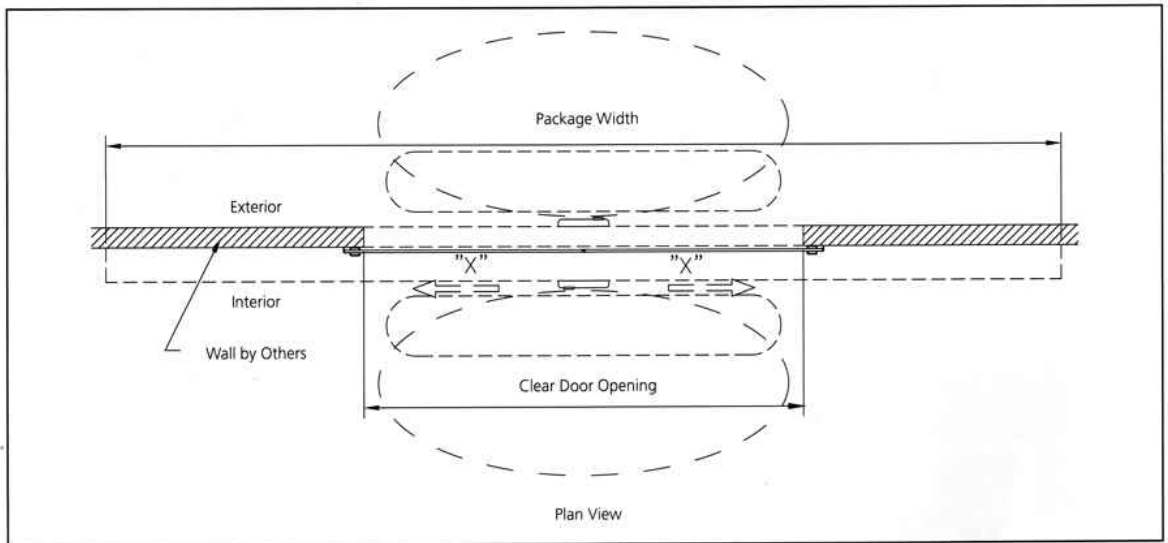
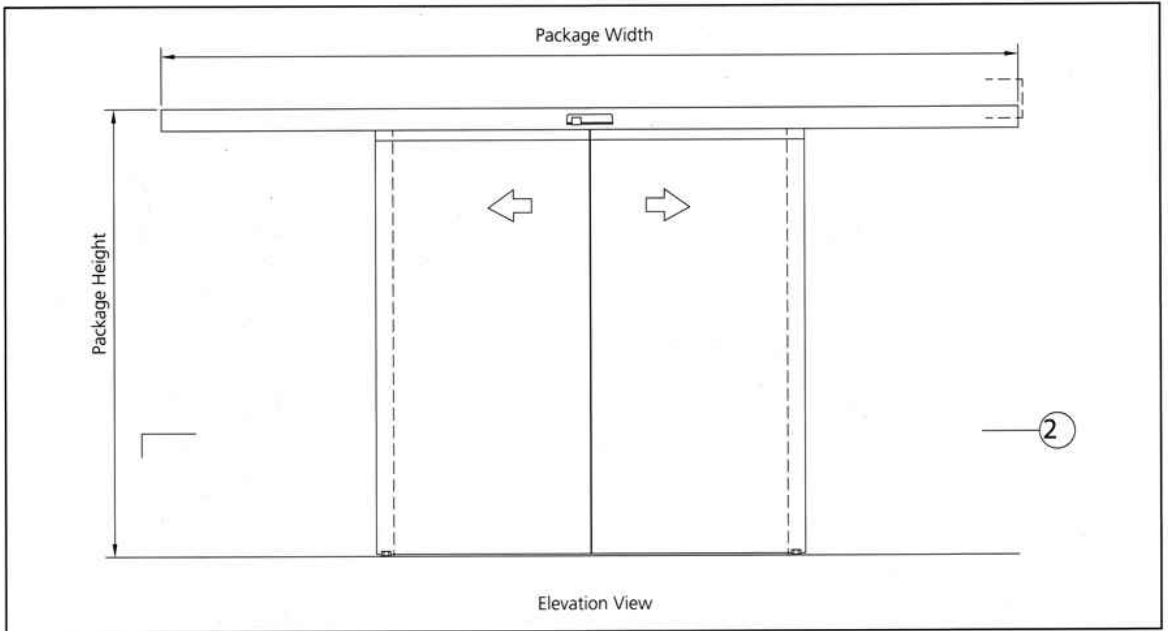
Adoptable to automatic door series with frame and frameless series.

Door frame thickness:  
30mm-60mm

Glass thickness of Frameless door: 10mm, 12mm, 15mm

# STANLEY Lite Series

## ● ARCHITECTURAL VIEW AND CALCULATION



Wall/ Surface Mounting operator details.

Clear Opening:  $\text{Package Width}/2 - 200\text{mm}$

Sensors indicated are for both sides.

X = Sliding Door Panel