


Operation Instruction Five-range Key Switch

Make your choice.....



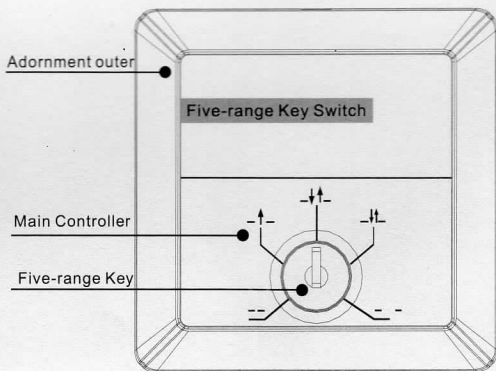
1 Safety Instruction

! Thanks for purchasing Product, before using please refer to the operation instruction Carefully.

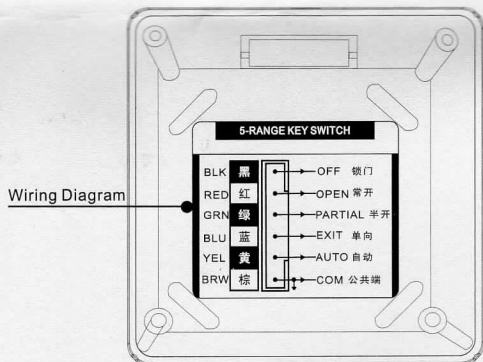
2 Characteristic

- This product is total with five functions. Autodoor can reach the functions of automatic/exit only/Partial Open/Locked and Open, accordingly to the turned position of key
- Easy Installation with 86 module panel and specialized bottom cover
- With Exquisite Appearance design to achieve success Overall Quality of automatic door unit.

3 Product Overview



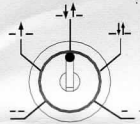
(Frontage)



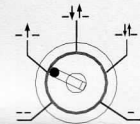
(Back View)

4 Function Explain

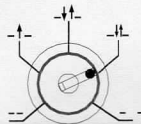
This product is total with five functions. Autodoor can reach the functions of automatic/exit only/Partial Open/Locked and Open, accordingly to the turned position of key



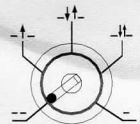
Automatic



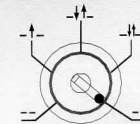
Exit Only



Partial Open

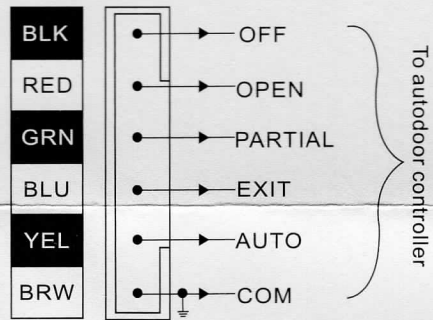


Locked



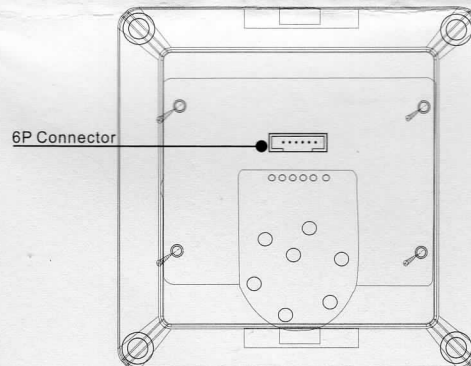
Open

5 Input and Output



6 Parameter

Function Switch: 5 Range
Key operation time: Over 75000 times
Dimension: 92×92×24mm(Panel)
86×86×41mm(Bottom)



(Back View)